

# Arbeitsplattendekore

maximale Länge 5100 mm



B21 Kiruna Birke



E27 Asteiche natur



B25 Kernbuche




E33 Silberesche



E28 Wildeiche rustikal



E23 Chalet Eiche



E25 Kansas Oak sägerau



E32 Steineiche




E39 Vulkaneiche




R20 Rustica dunkel



T23 Treibholz



E36 Eiche Graphitsilber



E40 Castell Eiche



E35 Eiche Barriqué




A22 Nussbaum Royal




A23 Nussbaum Kuba

# Arbeitsplattendekore

maximale Länge 5100 mm




M20 Marmor Weiß




Z23 Marmor Grau




M21 Marmor Braun




C30 Beton Weiß




S91 Beton




S88 Basalt



Z15 Zement Saphirgrau




Z13 Zement Achatgrau




Z14 Zement Anthrazit



Z21 Terrazzo Bianco




N21 Naturstein Anthrazit



S57 Java Schiefer

Keramik-Optik




S97 Stahl Grau




S75 Steel




S94 Cortenstahl



C33 Terra Nova




C31 Terra Mare



S93 Kupfer Oxid

# Arbeitsplattendekore

maximale Länge 5100 mm




U20 Arcticweiß PRO




U22 Premiumweiß PRO




U50 Platingrau



U24 Quarzgrau PRO



U51 Graphit PRO




U23 Schwarz PRO

## Mehrp reis Arbeitsplattendekore

### Echtglasarbeitsplatten

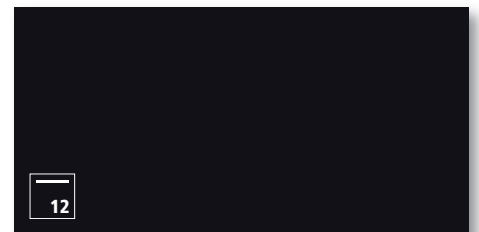
maximale Länge 3400 mm



G59 Echtglas Weiß



G58 Echtglas Quarzgrau




G67 Echtglas Schwarz

## Echtholz furnierar Thekenelemente


maximale Länge 2400 mm



F12 Furnier, Eiche Champagner




F14 Furnier, Eiche Trüffel



F15 Furnier, Eiche Sepia



EFP Furnier, Eiche Pinot



EFB Furnier, Eiche Barolo